



MEMSOLAR M72H7W

144-cell 530 - 550W
10BB Half-cut Mono Perc



SYSTEM & PRODUCT CERTIFICATES

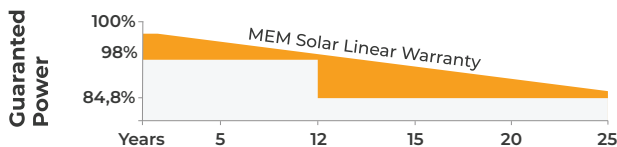
- IEC 61215 / IEC 61730
- ISO 9001: 2015 Quality Management System
- ISO 14001: 2015 Environment Management System
- ISO 45001: 2018 Occupational Health and Safety Management Systems

PERFORMANCE WARRANTY

12 years
Quality Assurance

25 years
Power Output Guarantee

- Linear Performance Warranty
- Standard Performance Warranty



Reclaim the Power of the Sun

KEY FEATURES



10BB Half-cut Cell Technology

New circuit design, lower internal current, lower Rs loss Ga doped wafer, degradation <2% (1st year) / $\leq 0.55\%$ (Linear)



Significantly Lower the Risk of Hot Spot

Special circuit design with much lower hot spot temperature



Lower LCOE

2% more power generation, lower LCOE



PID Anti

Excellent Anti-PID Performance

2 times of industry standard Anti-PID test



IP68 Junction Box

High waterproof level

ELECTRICAL CHARACTERISTICS

Testing Condition	STC	NMOT	STC	NMOT	STC	NMOT	STC	NMOT	STC	NMOT
Maximum Power (Pmax/W)	530	395	535	398	540	402	545	406	550	410
Operating Voltage (Vmpp/V)	41.32	38.6	41.48	38.7	41.64	38.8	41.80	39.0	41.96	39.1
Operating Current (Impp/A)	12.83	10.24	12.90	10.30	12.97	10.36	13.04	10.41	13.11	10.47
Open-Circuit Voltage (Voc/V)	49.32	46.4	49.46	46.5	49.60	46.7	49.76	46.8	49.92	47.0
Short-Circuit Current (Isc/A)	13.72	11.06	13.79	11.12	13.86	11.17	13.93	11.23	14.00	11.28
Module Efficiency (%)	20.14		20.74		20.93		21.12		21.32	

STC: Irradiance 1000W/m², Spectra at AM1.5, Module Temperature 25°C. Power output tolerance: 0~+5W, Test uncertainty for Pmax : ±3%
 NMOT : Irradiance 800W/m², Spectra at AM1.5, Ambient Temperature 20°C, Wind speed 1m/s

MECHANICAL CHARACTERISTICS

Solar Cell	Monocrystalline 182*182mm
No. of Cells	144 (6*24)
Module Dimensions	2278*1134*35mm (89.69*44.65*1.18inches)
Weight	28kg (61.73lbs.)
Front Glass	3.2mm AR Coating Tempered Glass
Frame	Anodized Aluminium Alloy
Junction Box	IP68, 3 Bypass Diodes
Output Cables	4mm ² (IEC), 12AWG(UL) 300mm in Length or Customized Length
Connectors	T01/LJQ-3-CSY/MC4/MC4-EVO2

APPLICATION CONDITIONS

Maximum System Voltage	1000V/1500V/DC
Operating Temperature	-40°C~+85°C
Maximum Series Fuse	25A
Safety Protection Class	Class II
Mechanical Load (Front side)	5400Pa
Mechanical Load (Back side)	2400Pa

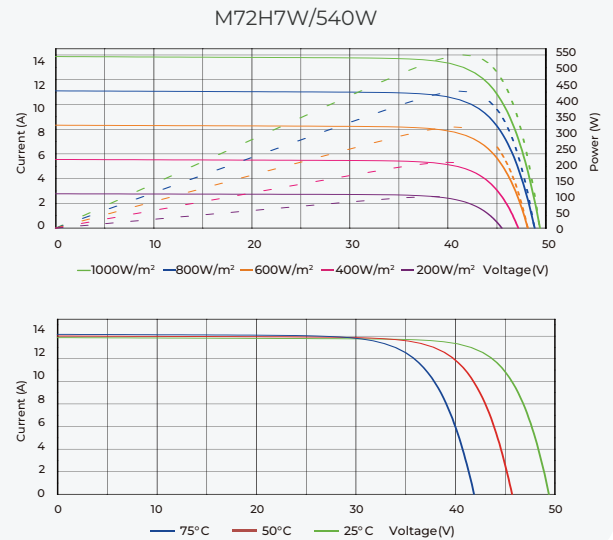
TEMPERATURE CHARACTERISTICS

Temperature Coefficient of Pmax	-0.35%/°C
Temperature Coefficient of Voc	-0.26%/°C
Temperature Coefficient of Isc	+0.048%/°C
Nominal Module Operating Temperature(NMOT)	43±2°C

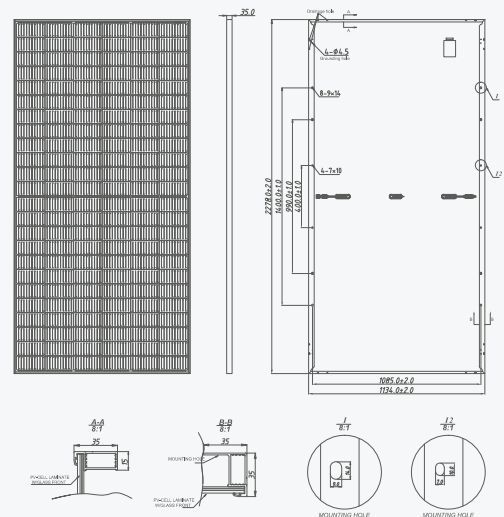
PACKING CONFIGURATION

Pieces Per Pallet	31	31(USA)
Pieces Per Container(40'HQ)	620	620

I-V CURVE



TECHNICAL DRAWINGS



The details and main characteristics outlined in this datasheet may exhibit minor variations and are not assured. In light of continuous innovation and research and development improvements, Mem Solar retains the authority to modify the information provided here at any time without prior notice. It is recommended to consistently acquire the latest version of the datasheet, which will be considered an integral part of the contractual agreement governing all transactions associated with the acquisition and sale of the described products.