




MEMSOLAR M72H7P

144-cell 570 - 590W
Bifacial Dual Glass
16BB Half-cut N-type



SYSTEM & PRODUCT CERTIFICATES

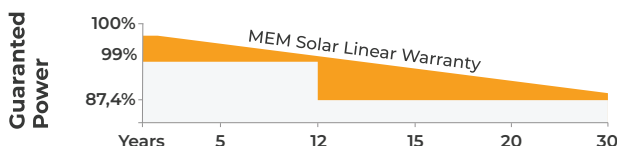
- IEC 61215 / IEC 61730
- ISO 9001: 2015 Quality Management System
- ISO 14001: 2015 Environment Management System
- ISO 45001: 2018 Occupational Health and Safety Management Systems

PERFORMANCE WARRANTY

12 years
Quality Assurance

30 years
Power Output Guarantee

- Linear Performance Warranty
- Standard Performance Warranty



Supreme Technology. Solar Brilliance.

KEY FEATURES



16BB Half-cut Cell Technology

Lower LID/LeTID degradation and better low light performance
Attenuation $\leq 1\%$ (1st year) / $\leq 0.4\%$ (Linear)



Industry Leading High Yield

Bifacial TOPCon cell technology, Dual-sided power generation gain from back side depending on albedo, significantly reduce LCOE



Excellent Anti-PID Performance

192 hours Anti-PID test



Wider Application

No water-permeability and high wear-resistance, can be widely used in high-humid, windy and dusty area



IP68 Junction Box

High waterproof level

ELECTRICAL CHARACTERISTICS

Testing Condition	STC	NMOT	STC	NMOT	STC	NMOT	STC	NMOT	STC	NMOT
Maximum Power (Pmax/W)	570	432	575	436	580	440	585	444	590	448
Operating Voltage (Vmpp/V)	43.62	41.20	43.83	41.40	44.02	41.60	44.22	41.80	44.43	42.00
Operating Current (Impp/A)	13.07	10.49	13.12	10.53	13.18	10.58	13.23	10.62	13.28	10.67
Open-Circuit Voltage (Voc/V)	51.53	48.90	51.74	49.20	51.95	49.50	52.17	49.80	52.38	50.00
Short-Circuit Current (Isc/A)	13.74	11.08	13.79	11.12	13.84	11.15	13.89	11.19	13.94	11.21
Module Efficiency (%)	22.09		22.29		22.98		22.67		22.87	

STC: Irradiance 1000W/m², Spectra at AM1.5, Module Temperature 25°C. Power output tolerance: 0~+5W, Test uncertainty for Pmax : ±3%
 NMOT : Irradiance 800W/m², Spectra at AM1.5, Ambient Temperature 20°C, Wind speed 1m/s

REAR SIDE POWER GAIN(REFERENCE TO 580W FRONT)

Pmax gain	5%	10%	15%	20%	25%
Pmax/W	609	638	667	696	725
Vmpp/V	42.66	42.66	42.66	42.66	42.66
Impp/A	14.28	14.96	15.64	16.32	16.99
Voc/V	51.47	51.47	51.47	51.47	51.47
Isc/A	14.96	15.68	16.39	17.10	17.81

MECHANICAL CHARACTERISTICS

Cell Type	Monocrystalline Silicon (16Busbar)
No. of Cells	144pcs in series (6*24)
Module Dimensions	2278*1134*30mm (89.69*44.65*1.18inches)
Weight	31.8kg (70.11lbs.)
Front Glass	2.0mm AR Coating Semi-tempered Glass
Back Glass	2.0mm Glazed Semi-tempered Glass
Frame	Anodized Aluminium Alloy
Junction Box	IP68, 3 Bypass Diodes
Output Cables	4mm ² (IEC), 12AWG(UL) 300mm in Length or Customized Length
Connectors	T01/LJQ-3-CSY/MC4/MC4-EVO2

APPLICATION CONDITIONS

Maximum System Voltage	1500V/DC
Operating Temperature	-40°C~+85°C
Maximum Series Fuse	30A
Safety Protection Class	Class II
Mechanical Load	Front side 5400Pa, Back side 2400Pa
Refer. Bifaciality Factor	80%±5%

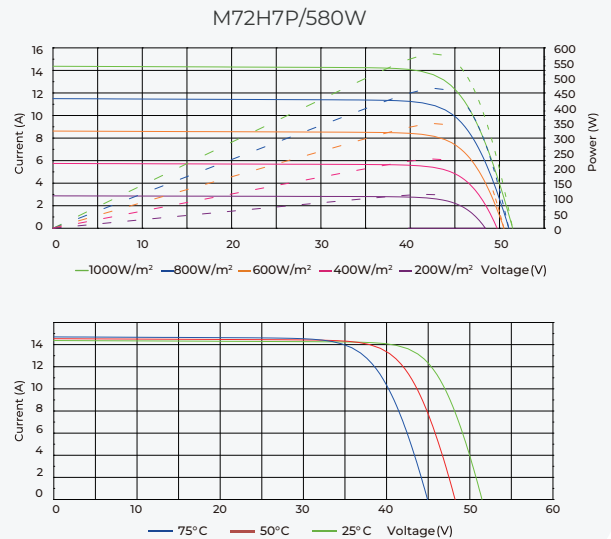
TEMPERATURE CHARACTERISTICS

Temperature Coefficient of Pmax	-0.29%/°C
Temperature Coefficient of Voc	-0.24%/°C
Temperature Coefficient of Isc	+0.043%/°C
Nominal Module Operating Temperature(NMOT)	43±2°C

PACKING CONFIGURATION

Pieces Per Pallet	36	36(USA)
Pieces Per Container(40'HQ)	720	576

I-V CURVE



TECHNICAL DRAWINGS

